



7.





Q.

9. Right now, do you think that economic conditions in the country as a whole are getting better or getting worse?

Getting    Getting    SAME    No  
better    worse    (vol.)    opinion

Getting    Getting    SAME    No  
better    worse    (vol.)    opinion

**2020**

**Q.9 (ECONOMIC OUTLOOK) CONTINUED**

	<u>Getting better</u>	<u>Getting worse</u>	<u>SAME (vol.)</u>	<u>No opinion</u>		<u>Getting better</u>	<u>Getting worse</u>	<u>SAME (vol.)</u>	<u>No opinion</u>
<b><u>2005</u></b>					<b><u>2003</u></b>				
2005 Dec 1922	37	56	5	2	' H F	60	32	7	1
2005 Dec 58	39	50	8	3	2003Nov 3-5	53	37	8	2
2005 Nov 1720	36	58	5	1	2003 Oct 2426	47	43	8	2
2005 Nov 710	30	61	7	2	2003 Oct 68	45	46	7	2
2005 Oct 2426	25	66	7	2	2003 Sep 810	40	50	8	2
2005 Oct 1316	24	68	6	2	2003 Aug 46	44	45	9	2
2005 Sep 2628	24	66	7	3	2003 Jul7-9	43	47	8	2
2005 Sep 1215	25	66	7	2	2003 Jun 1215	45	43	10	2
2005 Aug 2225	28	63	7	2	2003 May 1921	40	48	10	2
2005 Aug 811	36	52	9	3	2003 May 57	42	51	5	2
2005 Jul 2528	35	53	9	3	2003 Apr 79	36	51	11	2
2005 Jul 710	35	54	8	3	2003 Mar29-30	33	56	9	2
2005 Jun 1619	35	57	6	2	2003 Mar 2425	39	47	11	3
2005 Jun 68	35	55	8	2	2003 Mar 35	23	67	7	3
2005 May 2326	41	52	5	2	2003 Feb 1719	26	63	9	2
2005 May 25	32	61	6	1	2003 Feb 36	27	60	11	2
2005 Apr 1821	31	61	5	3	2003 Jan 2022	29	57	12	2
2005 Apr 47	35	56	6	3	2003 Jan 1316	34	54	10	2
2005 Mar 2123	33	59	6	2	<b><u>2002</u></b>				
2005 Mar 710	41	50	6	3	2002 Dec 1922	35	50	12	3
2005 Feb 2424	43	48	7	2	2002 Dec 58	35	54	8	3
2005 Feb 710	47	44	7	2	2002 Nov 2224	38	53	8	1
2005 Jan 35	48	42	7	3	2002 Oct 31Nov 3	37	51	8	4





10. Thinking about the job situation in America today, would you say that it is now a good time or a bad time to find a quality job?


	Good time	Bad time	No opinion		Good time	Bad time	No opinion
<b><u>2020</u></b>							
2020 Jan 215	68	30	2	2016 Jun 45	43	53	4
				2016 May 48	42	54	4
<b><u>2019</u></b>				2016 Apr 610	40	58	3
2019 Nov 114	65	34	2	2016 Mar 26	42	54	4
2019 Oct 113	65	32	3	2016 Feb 37	40	56	4
2019 Aug 1-							

**Q.10 (GOOD TIME TO FIND A QUALITY JOB) CONTINUED**

Good time	Bad time	No
--------------	-------------	----

**Q.10 (GOOD TIME TO FIND A QUALITY JOB) CONTINUED**

	Good time	Bad time	No opinion	Good time	Bad time	No opinion
<u>2005</u>						




	Male	Female	White	Non-white	18-34	35-54	55+	College Grad	Some College	HS Grad or Less	Republican	Independent	Democrat	Conservative	Moderate	Liberal	
Unweighted n	1014	565	449	747	239	188	283	529	477	352	181	323	405	268	416	356	211
Weighted n	1014	500	515	672	325	275	339	389	348	290	375	276	449	272	412	358	216
	104	54	50	60	40	34	40	30	28	38	39	18	57	29	32	36	34
	10%	11%	10%	9%	12%	12%	12%	8%	8%	13%	10%	7%	13%	11%	8%	10%	16%
	23	6	17	12	11	2	15	7	4	11	8	3	16	4	14	5	5
	2%	1%	3%	2%	3%	1%	4%	2%	1%	4%	2%	1%	4%	2%	3%	1%	2%
	19	14	5	10	9	6	7	6	9	4	6	2	12	5	11	8	
	2%	3%	1%	1%	3%	2%	2%	1%	2%	1%	2%	1%	3%	2%	3%	4%	
	15	1	14	4	8	7	3	4	1	5	9	3					










Male Female White Non-white 18-34 35-54 55+ College



Male Female White Non-white



